

HOW TO ACCESS YOUR TAX INFO

on Prudential's Retirement Gateway



Need additional help?

Click [here](#) for instructions on accessing and making other changes to your account.



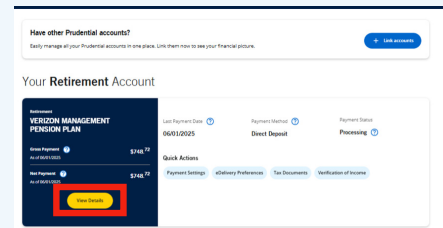
We're here for you!

Call **800-621-1089**
Monday through
Friday, 8 am to
6 pm ET.

Step 1

Log into your account through [Retirement Gateway](#).

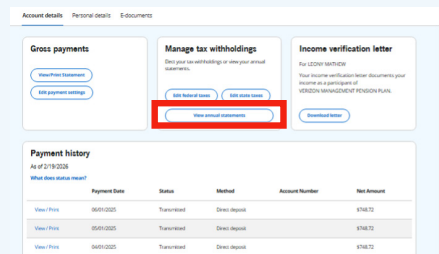
Click on **'View Details'**.



Step 2

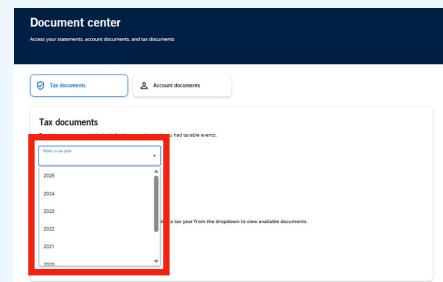
To view a statement, click **'View annual statements'**.

Please note, you can also edit federal taxes and state taxes [here](#).



Step 3

To view a statement, select the desired tax document year from the drop-down menu.



This material is being provided for informational or educational purposes only and does not take into account the investment objectives or financial situation of any client, or prospective client, customer, or policyholder. The information is not intended as investment advice and is not a recommendation about managing or investing your retirement savings. If you would like information about your particular investment or retirement needs, please contact a financial professional. Prudential Retirement Strategies' pension risk transfer products are issued by The Prudential Insurance Company of America (PICA), Newark, NJ, a wholly owned subsidiary of Prudential Financial Inc. PICA is solely responsible for its financial condition and contractual obligations.

© 2026 Prudential Financial, Inc. and its related entities. Prudential, the Prudential logo, and the Rock symbol are service marks of Prudential Financial, Inc. and its related entities, registered in many jurisdictions worldwide.